



### 39—Library Table with Shelves

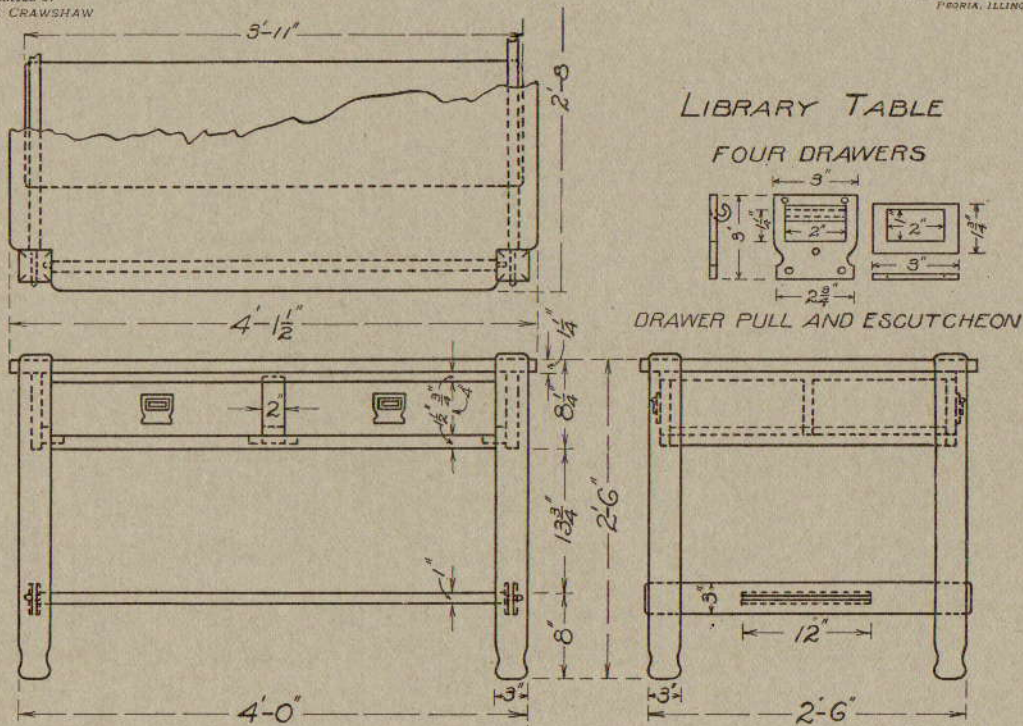
A high school problem. Make of chestnut or oak. Glue up the four sets of corner posts first. Second, glue in shelves and panels which form the backs for shelves, and, last, fit on top and foot board, being careful to have legs plumb and ends of table parallel in order that drawer may slide both ways. Finish in the "Old Dutch" style.

### 40—Library Table

A high school problem. This is a very simple table but a very good one. Oak should be used although chestnut will give a good finish if a soft wood is desired. In either case, unless one has the facilities for fuming large pieces of work, the wood should be wet after all parts are glued, sandpapered and scraped. When dry, sandpaper again; then stain and fill before the wax, shellac or varnish is used. The bichromate of potash finish will be very attractive on this piece. The drawer pull is made out of one-eighth inch sheet brass or copper.







F.D.C.