


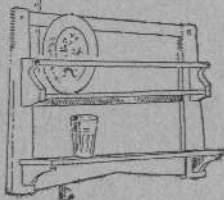
23—Wall Book-Shelf and Magazine Rack

A high school problem. The design may be modified and possibly improved by allowing the boards at the end of the back to taper toward the bottom on the outside, making the width about three and a half inches. The most difficult work comes in making the back which is an ordinary problem in panel framing. A dilute logwood stain on chestnut or oak will give a dark finish.



24—Plate Rack

An eighth grade or high school problem. This is a modification of the ordinary style of plate rack. It harmonizes in its design with the present-day severe style of dining room furniture. Make of oak or chestnut and finish with the bichromate of potash stain.



25—Plate and Tumbler Rack

An eighth grade or high school problem of severe design but appropriate in a dining room furnished with so-called "craft furniture." A variation of the design may be made by paneling the lower opening. The piece should be finished dark to give the best general effect. If hard pine or oak is used some prepared dark stain will give a good finish. A very pleasing rich yellow brown is obtained on oak by using the bichromate of potash stain. If a deeper brown is wanted, rub the bichromate stain with boiled oil and burnt umber; apply wax or a thin coat of shellac.

WALL BOOK SHELF
 AND
 MAGAZINE RACK

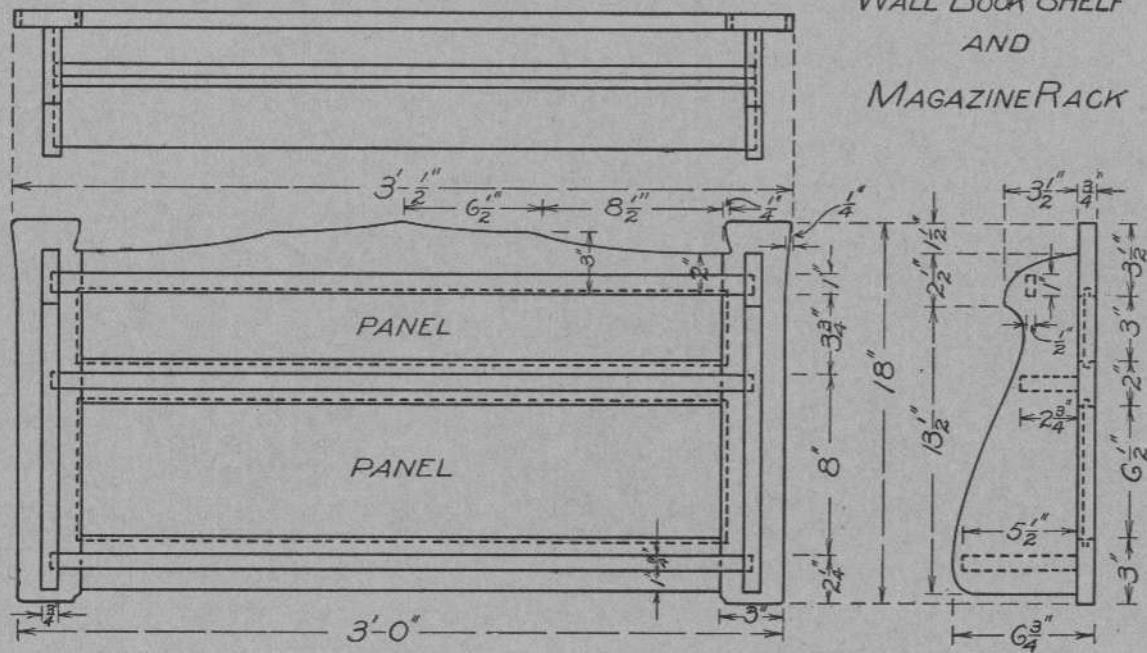


PLATE RACK

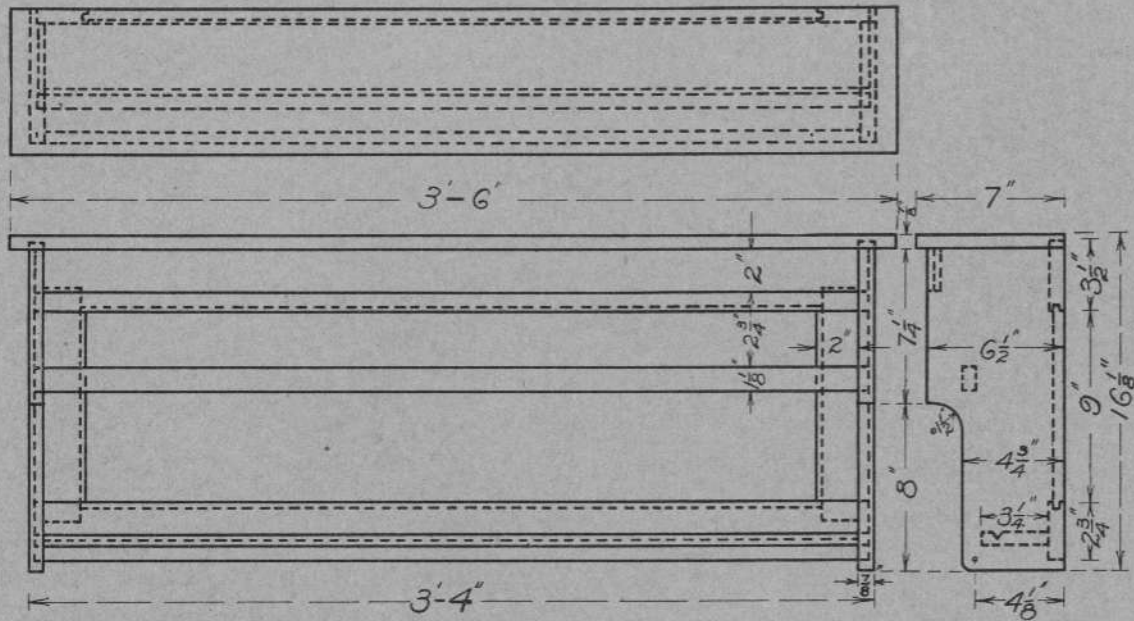
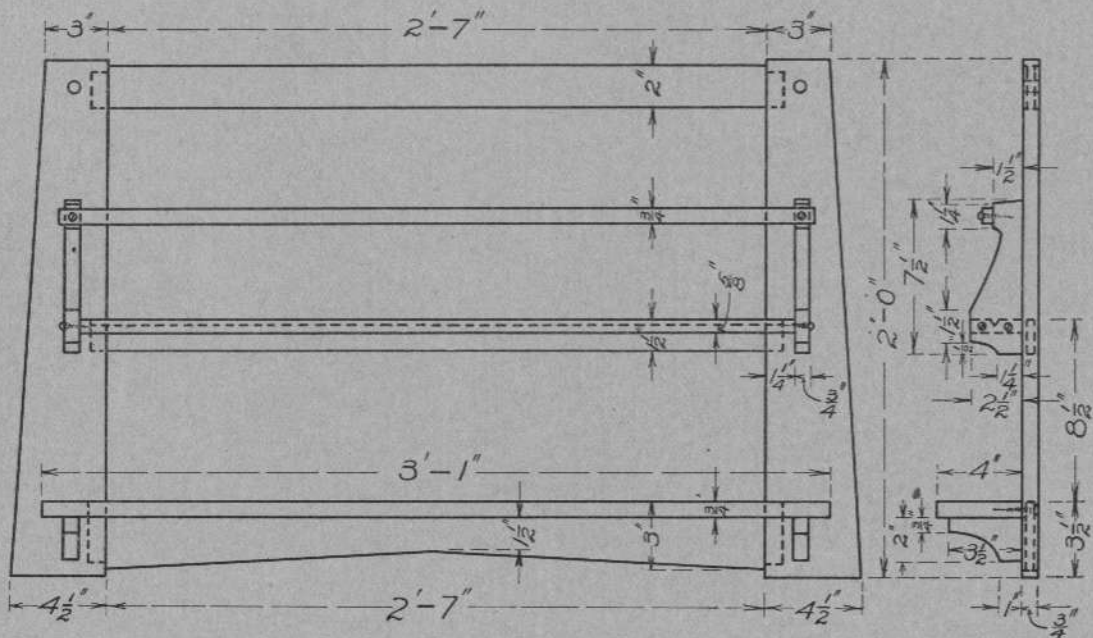


PLATE AND TUMBLER RACK



F.D.C.